


Compact Positive Pick-Up Pilots

KOMMERCIAL — Inch & Metric



Dayton Kommercial Compact Positive Pick-Up Pilots—mounted in a guided stripper—provide exceptional resistance to lateral deflection. A typical *longer* pilot can have several inches of exposed, unsupported surface and be susceptible to added sideways movement, stress, and wear. Dayton Compact Pilots are rigid during use; last longer; and are ideally suited for high-demand manufacturing applications.

Stronger! Not Longer

*Rigid,
Long-Lasting*
Positive Pick-Up
Pilots

Compacts



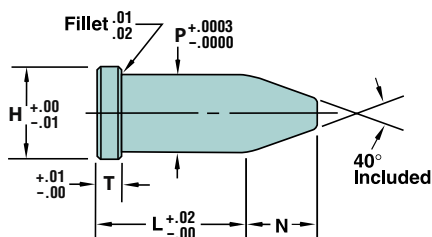

Global leader in
providing fabrication
and stamping solutions

www.daytonprogress.com

Type	Head		Range P	N	*Overall Length L						
	T	H			.625	.750	.875	1.00	1.125	1.250	1.375
KUAC Straight	.125	.375	.1865 - .2500	.25	62						
	.125	.438	.2501 - .3130	.31							
	.188	.500	.3131 - .3750	.37							
	.188	.562	.3751 - .4380	.43							
	.188	.625	.4381 - .5000	.50							
	.250	.750	.5001 - .6250	.62							
	.250	.875	.6251 - .7500	.75							
	.250	1.000	.7501 - .8750	.87							
	.250	1.125	.8751 - 1.0000	1.00							

*Any overall length is available within catalog range. Specify "XL" and length.

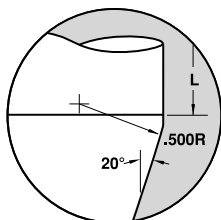
KUAC
Straight



KUAC and KPAC

Material

Steel: A2, M2, RC 60-63



Surface Coatings

Code / Added Delivery		Material
XNT —DayTIN®	+ 2 days	M2
XCN —TiCN	+ 2 days	M2
XAN —DayTAN® (TiAlN)	+ 4 days	M2

HOW TO ORDER

Specify:	Qty.	Type	D Code	L	P Dimension	Alt.	Steel
Example:	25	KUAC	—	75	.3750	XL.695	M2
	14	KPAC	75	112	.7300	—	M2



Type	Shank D	Code	Head		Min. XP	Range P	Max. N	*Overall Length L						
			T	H				.625	.750	.875	1.00	1.125	1.250	1.375
KPAC Pointed	.2500	25	.125	.375	.092	.1650 - .2499	.25	62						
	.3125	31	.125	.438	.092	.2100 - .3124	.31							
	.3750	37	.188	.500	.092	.2550 - .3749	.37							
	.4375	43	.188	.562	.092	.3000 - .4374	.43							
	.5000	50	.188	.625	.124	.3450 - .4999	.50							
	.6250	62	.250	.750	.234	.4400 - .6249	.62							
	.7500	75	.250	.875	.299	.5300 - .7499	.75							
	.8750	87	.250	1.000	.349	.6200 - .8749	.87							
	1.0000	100	.250	1.125	.399	.7100 - .9999	1.00							

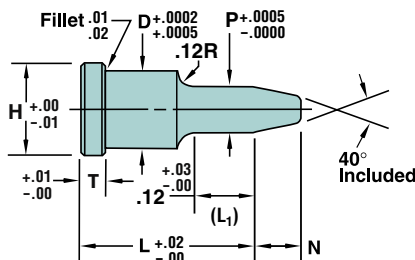
N = .132+ [(P-.057)/.728]

* Any overall length is available within catalog range. Specify "XL" and length. The point length is maintained. For other than standard point length use alteration code "XBR" (0.060 min.)

KPAC
Pointed



P to D .0005 ©



Designer's Choice

In specifying die set components, designers have typically chosen so-called "standard" length pilots for most high-demand applications. In recent years, however, they have begun specifying shorter length pilots—especially in larger die set configurations. Longer pilots have two or more inches of unsupported surface that is susceptible to deflection. As bending or forming takes place, this lateral deflection can create excessive forces on the pilot. Often, the strength of the pilot—as well as the function of the other die set components—is compromised.

Dayton Compact Pilots

Dayton Compact Pilots provide virtually no unsupported surface that is susceptible to sideways movement, stress, or wear. Pilots—which are mounted in a guided stripper—always maintain the proper extension, and there is no need to move or adjust the pilot during regrinding.



Surface Coatings

Dayton Compact Pilots can be treated to increase hardness, improve wear, etc. The available coatings and added delivery times are shown in the charts on the appropriate product pages.

DayTiN® (XNT)—a hard-as-carbide (Vickers 2300) PVD coating that provides excellent lubricity when used with a lubricant.

TiCN (XCN)—a harder-than-carbide (Vickers 3000), very thin PVD film that provides superior hardness and extraordinary abrasive wear resistance.

DayTAN® (TiAlN)—an ultra-hard (Vickers 3400), high-aluminum PVD coating that absorbs shear stress and provides high-temperature toughness.

Standard Alterations

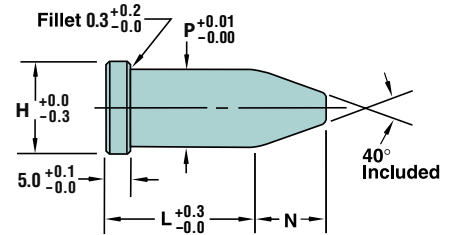
The following are standard alterations available on all Dayton Compact Pilots:

- XP**— P dimension smaller than standard
- XBR**— L_1 other than standard
- XL**— Overall length shorter
- XT**— Thinner head than standard
- TT**— Precision head thickness
- XH**— Reduced head diameter
- XD**— Reduced shank diameter

Type	Head H	Range P	N	*Overall Length L						
				16	20	22	25	28	32	35
AUAC Straight	7	3.00 - 4.00	4	●	●	●	●	●	●	●
	8	4.01 - 5.00	5	●	●	●	●	●	●	●
	9	5.01 - 6.00	6	●	●	●	●	●	●	●
	11	6.01 - 8.00	7	●	●	●	●	●	●	●
	13	8.01 - 10.00	8	●	●	●	●	●	●	●
	16	10.01 - 13.00	10	●	●	●	●	●	●	●
	19	13.01 - 16.00	15	●	●	●	●	●	●	●
23	16.01 - 20.00	20	●	●	●	●	●	●	●	

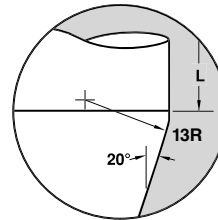
*Any overall length is available within catalog range. Specify "XL" and length.

AUAC Straight



AUAC and APAC

Material
Steel: A2, M2, RC 60-63



Surface Coatings

Code / Added Delivery	Material
XNT —DayTiN® + 2 days	M2
XCN —TiCN + 2 days	M2
XAN —DayTAN® (TiAlN) + 4 days	M2

HOW TO ORDER

Specify:	Qty.	Type	D Code	L	P Dimension	Alt.	Steel
Example:	10	AUAC	—	20	8.70	—	M2
	22	APAC	10	32	9.90	XL 31.3	A2

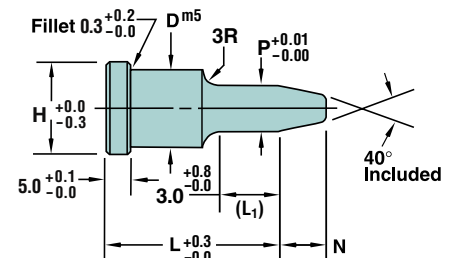


Type	Shank D	Code	Head H	Min. XP	Range P	Max. N	*Overall Length L						
							16	20	22	25	28	32	35
APAC Pointed	4.0	04	7	1.55	1.95 - 3.99	4	●	●	●	●	●	●	●
	5.0	05	8	1.55	2.65 - 4.99	5	●	●	●	●	●	●	●
	6.0	06	9	2.10	3.40 - 5.99	6	●	●	●	●	●	●	●
	8.0	08	11	2.10	4.10 - 7.99	7	●	●	●	●	●	●	●
	10.0	10	13	2.10	4.85 - 9.99	8	●	●	●	●	●	●	●
	13.0	13	16	3.15	6.30 - 12.99	10	●	●	●	●	●	●	●
	16.0	16	19	5.95	9.95 - 15.99	15	●	●	●	●	●	●	●
	20.0	20	23	5.95	13.60 - 19.99	20	●	●	●	●	●	●	●
	25.0	25	28	7.95	17.25 - 24.99	25	●	●	●	●	●	●	●
	32.0	32	35	9.95	20.85 - 31.99	30	●	●	●	●	●	●	●

$N = 3.35 + [(P - 1.45) / .728]$

*Any overall length is available within catalog range. Specify "XL" and length. The point length is maintained. For other than standard point length use alteration code "XBR" (1.5 min.)

APAC Pointed



P to D

DAYTON PROGRESS CORPORATION

500 Progress Road
P.O. Box 39
Dayton, Ohio 45449-0039 USA
Telephone: (937) 859-5111
Fax: (937) 859-5353

Dayton Progress Canada, Ltd.
861 Rowntree Dairy Road
Woodbridge, Ontario L4L 5W3
Telephone: (905) 264-2445
Fax: (905) 264-1071

Dayton Progress Ltd.
G1 Holly Farm Business Park
Honiley, Kenilworth
Warwickshire CV8 1NP UK
Telephone: 44 1 926 484192
Fax: 44 1 926 484172

Dayton Progress Corporation of Japan
2-7-35 Hashimotodai
Sagamihara-Shi, Kanagawa-Ken
229-1132 Japan
Telephone: 81 427 74 0821
Fax: 81 427 73 4955

Dayton Progress GmbH
Im Heidegraben 8
Postfach 1165
61401 Oberursel/Ts., Germany
Telephone: 49 61 71 924201
Fax: 49 61 71 924220

Dayton Progress SAS
105 Avenue de l'Épinette
BP 128
Zone Industrielle
77107 Meaux Cedex
France
Telephone: 33 1 60 247301
Fax: 33 1 60 247300



Global leader in providing fabrication and stamping solutions