

TUFFPUNCH® Retainers

Inch & Metric

Dayton True Location™ Retainers — the recognized industry standard — are now engineered for TuffPunch tooling. With all the features of the original True Location™ Retainer, this new retainer is designed to maximize the performance of your TuffPunch tooling. All TuffPunch® Retainers are available in both inch and metric sizes.



TuffPunch® Retainers give you true dimensional accuracy each and every time!

TuffPunch®
Single Punch
Retainers
(Inch and Metric)


TUFFPUNCH®



Global leader in
quality metal fabrication
and stamping tools

TuffPunch® Retainers

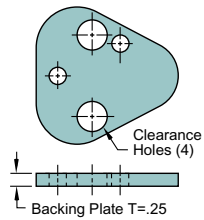
Don't waste time and money building a retainer for just one punch. TuffPunch retainers offer precise dowel locations allowing CNC machining of the punch and die plates. The dimensional accuracy also permits interchangeability of retainers that before could not have been done without plugging holes and re-machining for dowels.



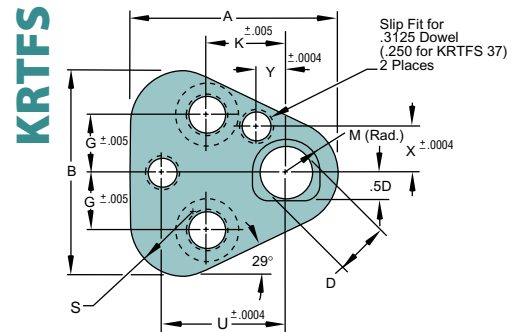
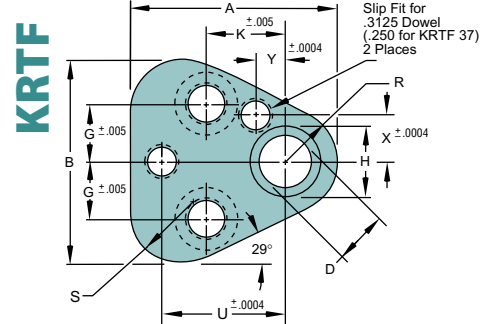
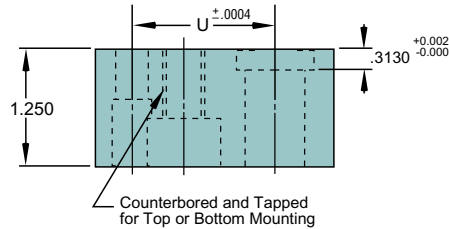
KRTF/ARTF for round punches
KRTFS/ARTFS for shape punches

Inch

Catalog No.		D	A	B	KRTF			KRTFS					Screw Size	Tapped Hole	
Type	Code				H	G	K	M	R	S	U	X			Y
KRTF KRTFS	37	.3750	1.75	1.72	.59	.438	.750	.296	.38	.47	1.060	.3543	.2953	5/16-18	3/8-16
	50	.5000	2.00	1.97	.72	.563	.750	.359	.50	.60	1.180	.4724	.2559	5/16-18	3/8-16
	62	.6250	2.12	2.09	.84	.625	.750	.422	.56	.66	1.250	.5315	.2362	5/16-18	3/8-16
	75	.7500	2.37	2.34	.97	.688	.750	.484	.69	.79	1.320	.6496	.1968	5/16-18	3/8-16
	87	.8750	2.50	2.47	1.09	.688	.750	.546	.75	.85	1.400	.7284	.1970	5/16-18	3/8-16
	100	1.0000	2.75	2.72	1.22	.781	.938	.609	.88	.97	1.600	.8661	.2756	1/2-13	5/8-11



Backing Plate	
D	Catalog No.
37	37063HTT
50	50063HTT
62	62063HTT
75	75063HTT
87	87063HTT
100	100063HTT



HOW TO ORDER

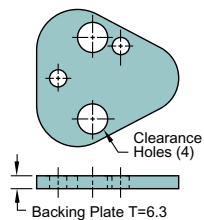
Specify: Qty. Catalog No.
Example: 23 ARTF10
13 KRTFS62
13 62063HTT

TuffPunch® Retainer sets include:
• 2 Dowels
• 2 Screws

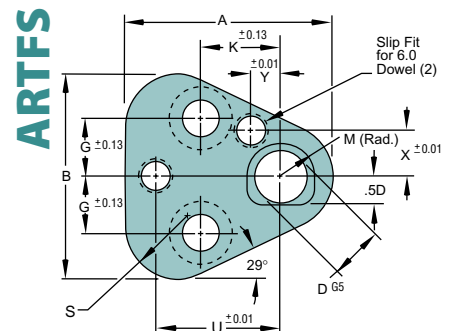
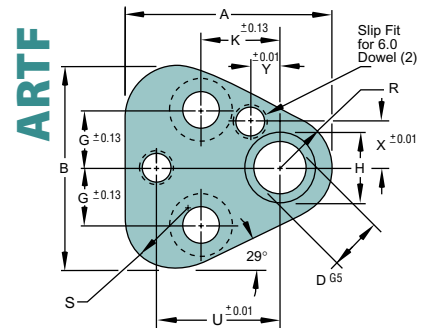
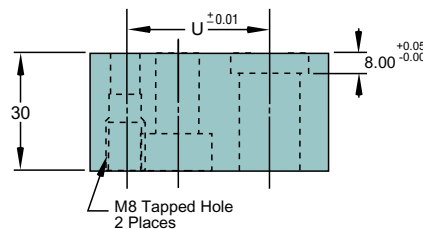


Metric

Catalog No.		D	A	B	ARTF			ARTFS					Screw Size	
Type	Code				H	G	K	M	R	S	U	X		Y
ARTF ARTFS	10	10.00	44.5	43.7	15.5	11.1	19.0	7.75	9.5	12.0	26.925	9.0	7.5	M8
	13	13.00	50.8	50.0	18.5	14.3	19.0	9.25	12.7	15.2	29.970	12.0	6.5	M8
	16	16.00	54.0	53.2	21.5	15.9	19.0	10.75	14.3	16.8	31.750	13.5	6.0	M8
	20	20.00	60.3	59.5	25.5	17.5	19.0	12.75	17.5	20.0	33.530	16.5	5.0	M10
	25	25.00	69.9	69.1	30.5	19.8	23.8	15.25	22.2	24.7	40.640	22.0	7.0	M12



Backing Plate	
D	Catalog No.
10	10063HTT
13	13063HTT
16	16063HTT
20	20063HTT
25	25063HTT



DAYTON PROGRESS CORPORATION • 500 Progress Road • P.O. Box 39 • Dayton, OH 45449-0039 • USA
Telephone: 937-859-5111 • Fax: 937-859-5353 • www.daytonprogress.com